

# K I N G



DT2021 227 UK V2

[kingliving.com](http://kingliving.com)

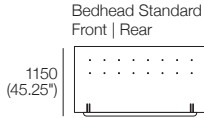
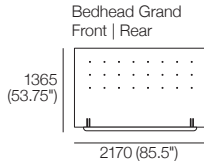
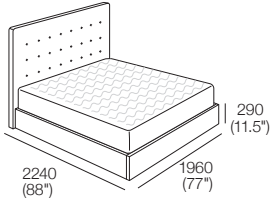
## Serenade Storage Bed

# Serenade Storage Bed

## SuperKing-UK

Bedbase: Timber Veneer  
Bedhead: Fabric

Mattress Area:  
1835 (72.25") x 2030 (80")

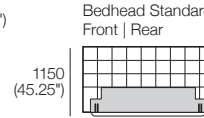
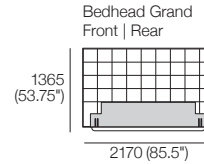
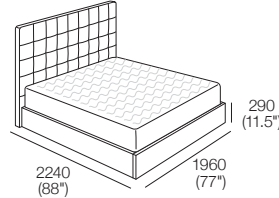


Upholstery:  
STD (Fabric and Tricot); or  
DLX (Fabric)

## SuperKing-UK

Bedbase: Timber Veneer  
Bedhead: Leather

Mattress Area:  
1835 (72.25") x 2030 (80")

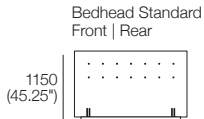
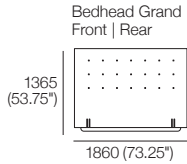
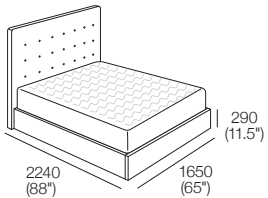


Upholstery:  
STD (Leather and Tricot)

## King-UK

Bedbase: Timber Veneer  
Bedhead: Fabric

Mattress Area:  
1525 (60") x 2030 (80")

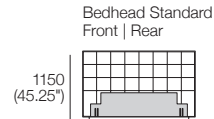
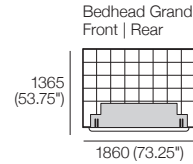
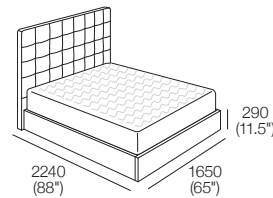


Upholstery:  
STD (Fabric and Tricot); or  
DLX (Fabric)

## King-UK

Bedbase: Timber Veneer  
Bedhead: Leather

Mattress Area:  
1525 (60") x 2030 (80")



Upholstery:  
STD (Leather and Tricot)

Effective July 2023. Mattress sold separately. SleepPlus Mattresses fit to size on all King Living Beds. Bed & Mattress sizes comparable in country or region as indicated: United Kingdom (UK). Mattress Area dimensions provided for compatibility check. Storage Beds: Mattress Weight Range & Gas Strut Recommendation by country or region as indicated. Leather detail indicated. Upholstery options may include tricot. Deluxe upholstery option available for fabric only. King Living has a policy of continuous improvement, changes to products and specifications may be made without prior notice. Images and drawings are representative of design only. Accessories not included.

# Serenade Storage Bed

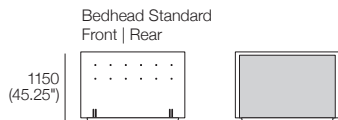
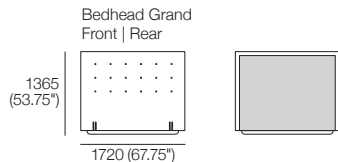
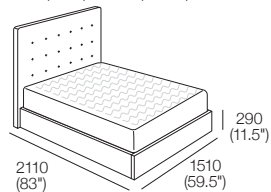
## Double-UK

Bedbase: Timber Veneer

Bedhead: Fabric

Mattress Area:

1385 (54.5") x 1900 (74.75")



Upholstery:

STD (Fabric and Tricot); or  
DLX (Fabric)

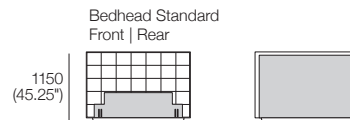
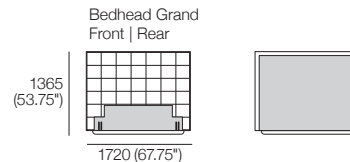
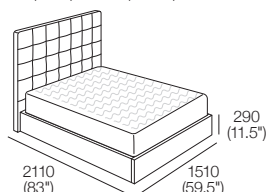
## Double-UK

Bedbase: Timber Veneer

Bedhead: Leather

Mattress Area:

1385 (54.5") x 1900 (74.75")




Upholstery:

STD (Leather and Tricot)

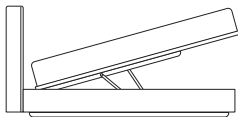
# Serenade Storage Bed

## Accessing Storage | Bed-making



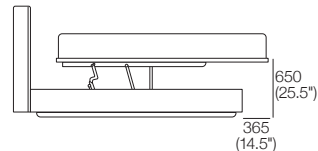
### Storage

Bedbase encloses a generous storage compartment.



### Storage Access

Engineered Steel Frame opens easily to access storage.



### Bed-making

Engineered Steel Frame lifts further into the bed-making position and extends past the Bedbase.

### Mattress Weight Limits:

If you're using an existing mattress (or a mattress from another manufacturer/supplier) with your King Living Storage Bed, please adhere to the following mattress weight capacities:

Mattress   Recommended Gas Strut (N)		SleepPlus Mattress   Recommended Gas Strut (N)				
Mattress Weight Range	Gas Strut (N)	SleepPlus Mattress Guide	3000	6000	8000	9008
80-89kg (176-196lb)	1800 N	SuperKing-UK	1000 N	1200 N	1400 N	1800 N
70-79kg (154-174lb)	1600 N	King-UK	800 N	1000 N	1400 N	1600 N
60-69kg (132-152lb)	1400 N	Double-UK	800 N	800 N	1000 N	1400 N
50-59kg (110-130lb)	1200 N					
40-49kg (88-108lb)	1000 N					
30-39kg (66-85lb)	800 N					
		Country or Region: United Kingdom (UK)				

Effective July 2023. Mattress sold separately. SleepPlus Mattresses fit to size on all King Living Beds. Bed & Mattress sizes comparable in country or region as indicated: United Kingdom (UK). Mattress Area dimensions provided for compatibility check. Storage Beds: Mattress Weight Range & Gas Strut Recommendation by country or region as indicated. Leather detail indicated. Upholstery options may include tricote. Deluxe upholstery option available for fabric only. King Living has a policy of continuous improvement, changes to products and specifications may be made without prior notice. Images and drawings are representative of design only. Accessories not included.