

K I N G



DT2021238-UJK-V2

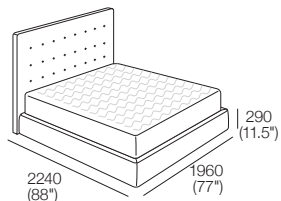
kingliving.com

Serenade Soft Storage Bed

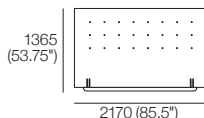
Serenade Soft Storage Bed

SuperKing-UK

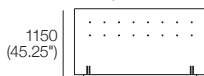
Bedbase: Fabric
 Bedhead: Fabric
 Mattress Area:
 1835 (72.25") x 2030 (80")



Bedhead Grand
 Front | Rear



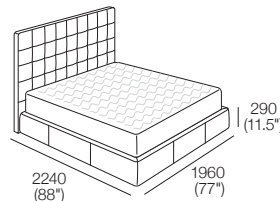
Bedhead Standard
 Front | Rear



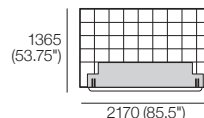
Upholstery:
 STD (Fabric and Tricot); or
 DLX (Fabric)

SuperKing-UK

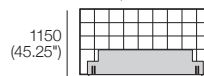
Bedbase: Leather
 Bedhead: Leather
 Mattress Area:
 1835 (72.25") x 2030 (80")



Bedhead Grand
 Front | Rear



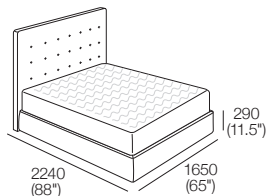
Bedhead Standard
 Front | Rear




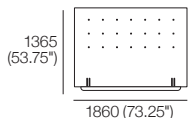
Upholstery:
 STD (Leather and Tricot)

King-UK


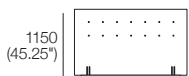
Bedbase: Fabric
 Bedhead: Fabric
 Mattress Area:
 1525 (60") x 2030 (80")



Bedhead Grand
 Front | Rear



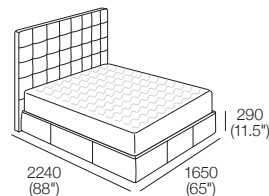
Bedhead Standard
 Front | Rear



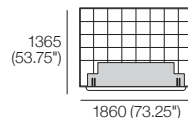
Upholstery:
 STD (Fabric and Tricot); or
 DLX (Fabric)

King-UK


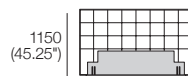
Bedbase: Leather
 Bedhead: Leather
 Mattress Area:
 1525 (60") x 2030 (80")



Bedhead Grand
 Front | Rear



Bedhead Standard
 Front | Rear



Upholstery:
 STD (Leather and Tricot)

Effective July 2023. Mattress sold separately. SleepPlus Mattresses fit to size on all King Living Beds. Bed & Mattress sizes comparable in country or region as indicated: United Kingdom (UK). Mattress Area dimensions provided for compatibility check. Storage Beds: Mattress Weight Range & Gas Strut Recommendation by country or region as indicated. Leather detail indicated. Upholstery options may include tricot. Deluxe upholstery option available for fabric only. King Living has a policy of continuous improvement, changes to products and specifications may be made without prior notice. Images and drawings are representative of design only. Accessories not included.

Serenade Soft Storage Bed

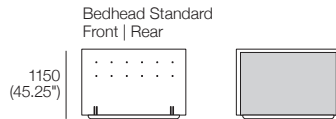
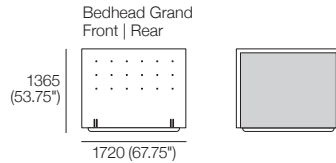
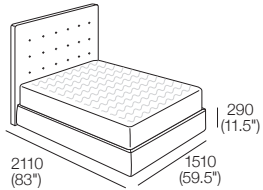
Double-UK

Bedbase: Fabric

Bedhead: Fabric

Mattress Area:

1385 (54.5") x 1900 (74.75")



Upholstery:

STD (Fabric and Tricot); or
DLX (Fabric)

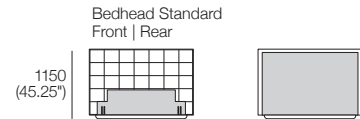
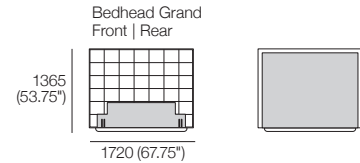
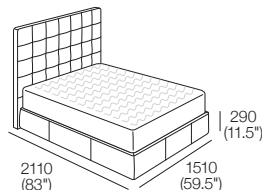
Double-UK

Bedbase: Leather

Bedhead: Leather

Mattress Area:

1385 (54.5") x 1900 (74.75")




Upholstery:

STD (Leather and Tricot)

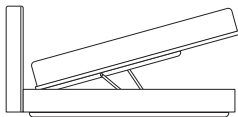
Serenade Soft Storage Bed

Accessing Storage | Bed-making



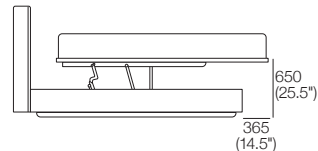
Storage

Bedbase encloses a generous storage compartment.



Storage Access

Engineered Steel Frame opens easily to access storage.



Bed-making

Engineered Steel Frame lifts further into the bed-making position and extends past the Bedbase.

Mattress Weight Limits:

If you're using an existing mattress (or a mattress from another manufacturer/supplier) with your King Living Storage Bed, please adhere to the following mattress weight capacities:

Mattress Recommended Gas Strut (N)		SleepPlus Mattress Recommended Gas Strut (N)				
Mattress Weight Range	Gas Strut (N)	SleepPlus Mattress Guide	3000	6000	8000	9008
80-89kg (176-196lb)	1800 N	SuperKing-UK	1000 N	1200 N	1400 N	1800 N
70-79kg (154-174lb)	1600 N	King-UK	800 N	1000 N	1400 N	1600 N
60-69kg (132-152lb)	1400 N	Double-UK	800 N	800 N	1000 N	1400 N
50-59kg (110-130lb)	1200 N					
40-49kg (88-108lb)	1000 N					
30-39kg (66-85lb)	800 N					
		Country or Region: United Kingdom (UK)				

Effective July 2023. Mattress sold separately. SleepPlus Mattresses fit to size on all King Living Beds. Bed & Mattress sizes comparable in country or region as indicated: United Kingdom (UK). Mattress Area dimensions provided for compatibility check. Storage Beds: Mattress Weight Range & Gas Strut Recommendation by country or region as indicated. Leather detail indicated. Upholstery options may include tricote. Deluxe upholstery option available for fabric only. King Living has a policy of continuous improvement, changes to products and specifications may be made without prior notice. Images and drawings are representative of design only. Accessories not included.