

Quay Armless Chair

Assembly Instructions

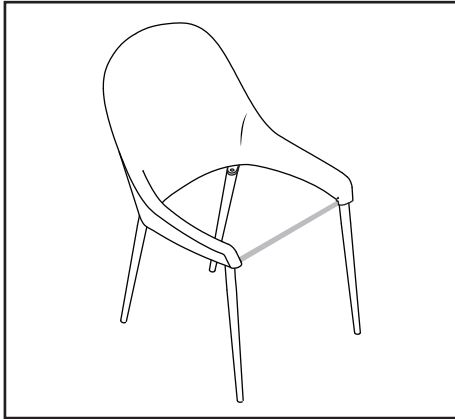
KING[®]
L I V I N G

One person is required for safe assembly.

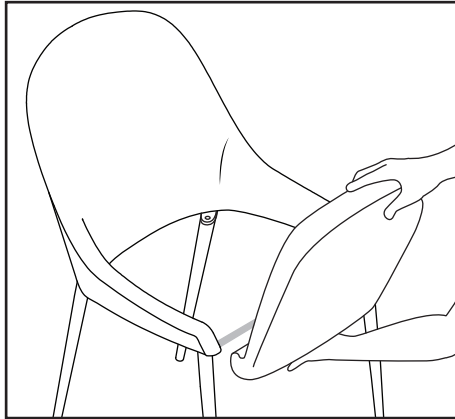
Opening Boxes

DO NOT use a knife to open the King Living boxes as you may damage your furniture. Peel off the tape, then lift & separate the cardboard flaps to open.

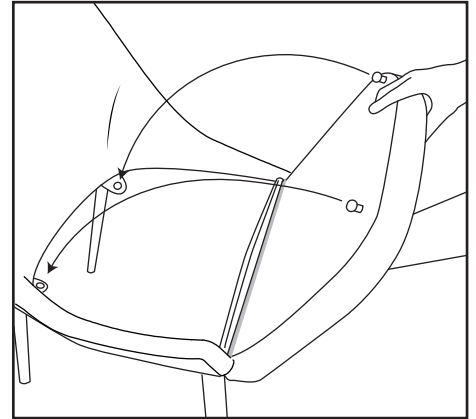
Assemble your furniture by following the steps below.



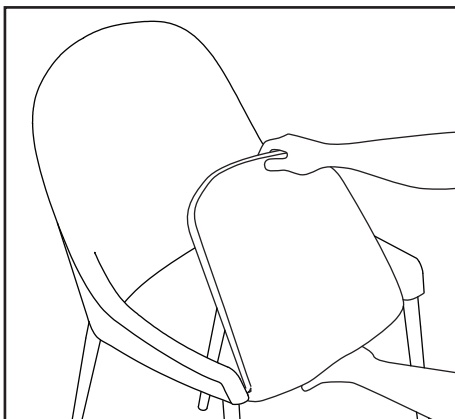
1



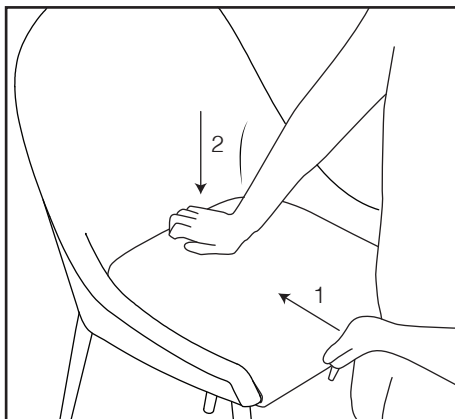
2



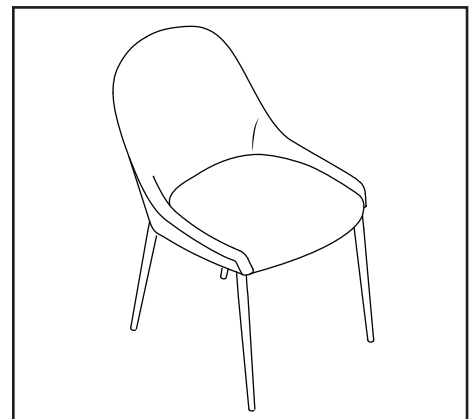
3



4



5



6

KING LIVING
CUSTOMER CARE:

AUSTRALIA:
T 1300 135 464
E service@kingliving.com.au
W kingliving.com.au

NEW ZEALAND:
T 0800 546 422
E service@kingliving.co.nz
W kingliving.co.nz

SINGAPORE:
T +65 6805 4198
E kingcare@kingliving.com.sg
W kingliving.com.sg

MALAYSIA:
T +603 7732 0272
E service@kingliving.my
W kingliving.my