

# K I N G



DT2021238-UK-V1

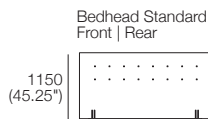

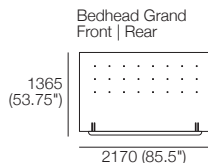
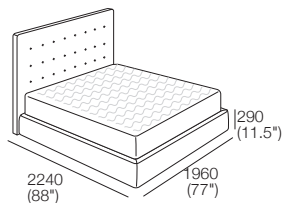
[kingliving.com](http://kingliving.com)

## Serenade Soft Storage Bed

# Serenade Soft Storage Bed

## SuperKing-UK

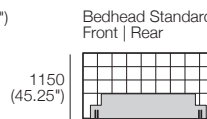

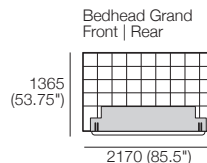
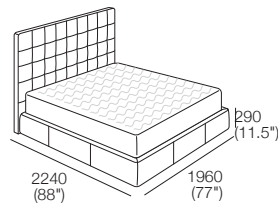
Bedbase: Fabric  
Bedhead: Fabric



\*STD Upholstery with Tricot  
\*Deluxe Upholstery without Tricot

## SuperKing-UK

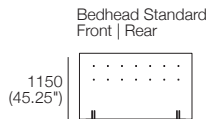

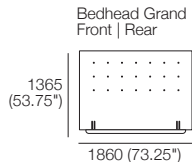
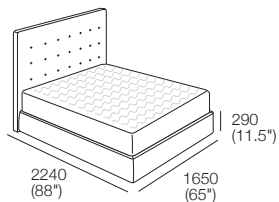
Bedbase: Leather  
Bedhead: Leather



\*STD Upholstery with Tricot

## King-UK

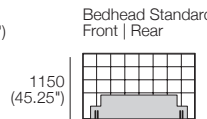

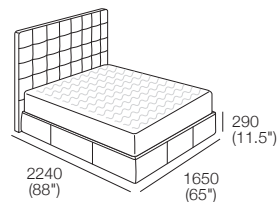
Bedbase: Fabric  
Bedhead: Fabric



\*STD Upholstery with Tricot  
\*Deluxe Upholstery without Tricot

## King-UK

Bedbase: Leather  
Bedhead: Leather

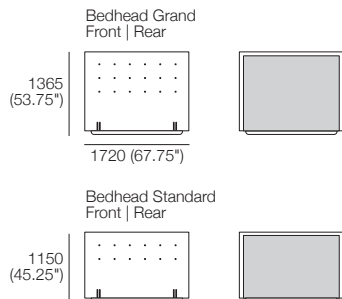
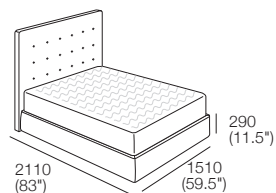


\*STD Upholstery with Tricot

# Serenade Soft Storage Bed

## Double-UK

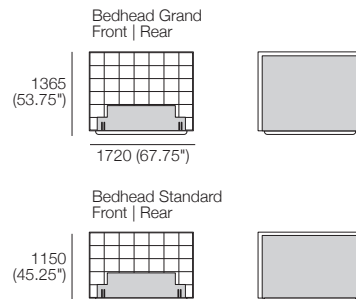
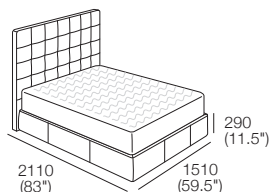
Bedbase: Fabric  
Bedhead: Fabric



\*STD Upholstery with Tricot  
\*Deluxe Upholstery without Tricot

## Double-UK


Bedbase: Leather  
Bedhead: Leather



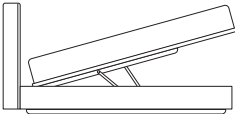
\*STD Upholstery with Tricot

# Serenade Soft Storage Bed

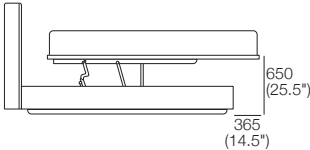
## Accessing Storage | Bed-making



**Storage**  
Bedbase encloses a generous storage compartment.



**Storage Access**  
Engineered Steel Frame opens easily to access storage.



**Bed-making**  
Engineered Steel Frame lifts further into the bed-making position and extends past the Bedbase.

### Mattress Weight Limits:

If you're using an existing mattress (or a mattress from another manufacturer/supplier) with your King Living Storage Bed, please adhere to the following mattress weight capacities:

Mattress   Recommended Gas Strut (N)		SleepPlus Mattress   Recommended Gas Strut (N)			
Mattress Weight Range	Gas Strut (N)	SleepPlus Mattress Guide	3000	6000	9008
80-89kg (176-196lb)	1800 N	SuperKing-UK	1000 N	1200 N	1400 N
70-79kg (154-174lb)	1600 N	King-UK	800 N	1000 N	1400 N
60-69kg (132-152lb)	1400 N	Double-UK	800 N	800 N	1000 N
50-59kg (110-130lb)	1200 N				
40-49kg (88-108lb)	1000 N				
30-39kg (66-85lb)	800 N				
		Country or Region: United Kingdom (UK)			

Effective December 2021. Mattress sold separately. Bed & Mattress sizes compatible in country or region as indicated. \*Some Upholstery includes Tricot (indicated by grey on Bedheads). \*Deluxe Upholstery available in Fabric only. As King Living has a policy of continuous improvement, changes to products and specifications may be made without prior notice. Images and drawings are representative of design only. Accessories not included.

# K I N G



DT2021237-UK-V1

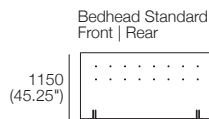
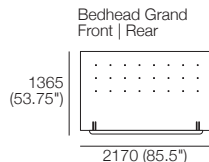
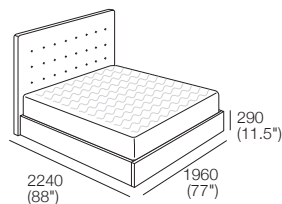
kingliving.com

## Serenade Storage Bed

# Serenade Storage Bed

## SuperKing-UK

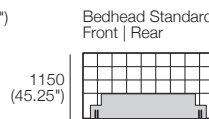
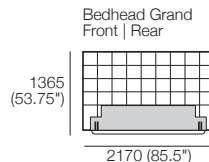
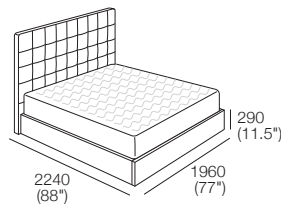
Bedbase: Timber Veneer  
Bedhead: Fabric



\*STD Upholstery with Tricot  
\*Deluxe Upholstery without Tricot

## SuperKing-UK

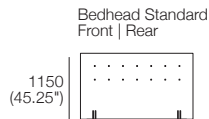

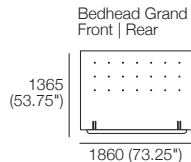
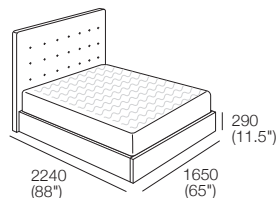
Bedbase: Timber Veneer  
Bedhead: Leather



\*STD Upholstery with Tricot

## King-UK

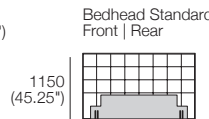
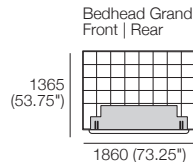
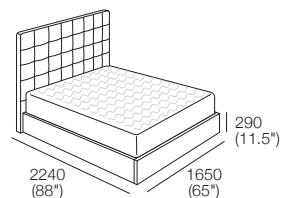
Bedbase: Timber Veneer  
Bedhead: Fabric



\*STD Upholstery with Tricot  
\*Deluxe Upholstery without Tricot

## King-UK

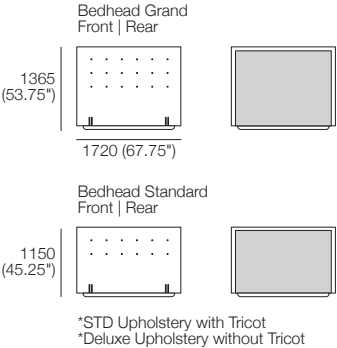
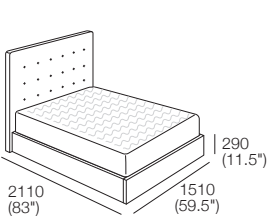
Bedbase: Timber Veneer  
Bedhead: Leather



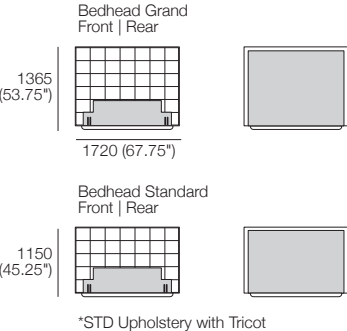
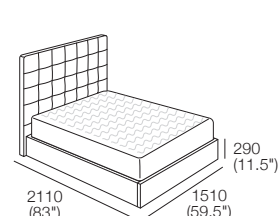
\*STD Upholstery with Tricot

# Serenade Storage Bed

**Double-UK**  
Bedbase: Timber Veneer  
Bedhead: Fabric




**Double-UK**  
Bedbase: Timber Veneer  
Bedhead: Leather



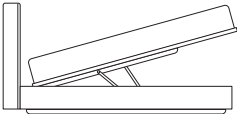
Effective December 2021. Mattress sold separately. Bed & Mattress sizes compatible in country or region as indicated. \*Some Upholstery includes Tricot (indicated by grey on Bedheads). \*Deluxe Upholstery available in Fabric only. As King Living has a policy of continuous improvement, changes to products and specifications may be made without prior notice. Images and drawings are representative of design only. Accessories not included.

# Serenade Storage Bed

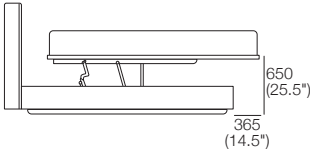
## Accessing Storage | Bed-making



**Storage**  
Bedbase encloses a generous storage compartment.



**Storage Access**  
Engineered Steel Frame opens easily to access storage.



**Bed-making**  
Engineered Steel Frame lifts further into the bed-making position and extends past the Bedbase.

**Mattress Weight Limits:**

If you're using an existing mattress (or a mattress from another manufacturer/supplier) with your King Living Storage Bed, please adhere to the following mattress weight capacities:

Mattress   Recommended Gas Strut (N)		SleepPlus Mattress   Recommended Gas Strut (N)				
Mattress Weight Range	Gas Strut (N)	SleepPlus Mattress Guide	3000	6000	8000	9008
80-89kg (176-196lb)	1800 N	SuperKing-UK	1000 N	1200 N	1400 N	1800 N
70-79kg (154-174lb)	1600 N	King-UK	800 N	1000 N	1400 N	1600 N
60-69kg (132-152lb)	1400 N	Double-UK	800 N	800 N	1000 N	1400 N
50-59kg (110-130lb)	1200 N					
40-49kg (88-108lb)	1000 N					
30-39kg (66-85lb)	800 N					
		Country or Region: United Kingdom (UK)				

Effective December 2021. Mattress sold separately. Bed & Mattress sizes compatible in country or region as indicated. \*Some Upholstery includes Tricot (indicated by grey on Bedheads). \*Deluxe Upholstery available in Fabric only. As King Living has a policy of continuous improvement, changes to products and specifications may be made without prior notice. Images and drawings are representative of design only. Accessories not included.