

K I N G



DT2021 244-UK-V4

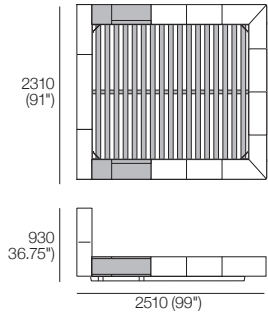
kingliving.com

Jasper Bed

Jasper Bed

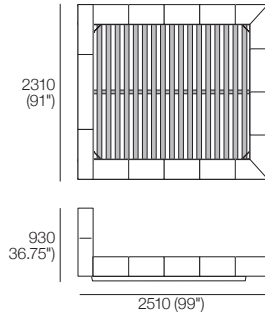
SuperKing-UK

Bedbase (Fabric or Leather) plus Shelves*:
 Mattress Area:
 1835 (72.25") x 2030 (80")



SuperKing-UK

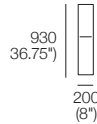
Bedbase Soft: Fabric or Leather
 Mattress Area:
 1835 (72.25") x 2030 (80")



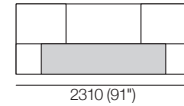
SuperKing-UK

Bedhead: Fabric or Leather
 Mix or Deluxe


Side (MIX | DLX)



Front (MIX | DLX)



Rear (MIX)

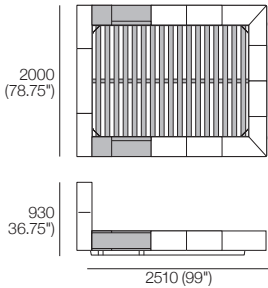


Rear (DLX)



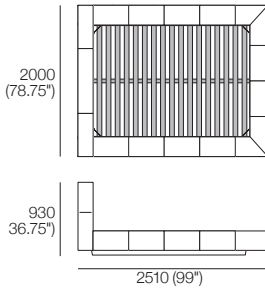
King-UK

Bedbase (Fabric or Leather) plus Shelves*:
 Mattress Area:
 1525 (60") x 2030 (80")



King-UK

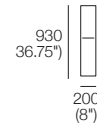
Bedbase Soft: Fabric or Leather
 Mattress Area:
 1525 (60") x 2030 (80")



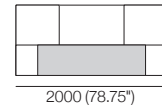
King-UK

Bedhead: Fabric or Leather
 Mix or Deluxe


Side (MIX | DLX)



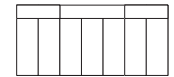
Front (MIX | DLX)



Rear (MIX)



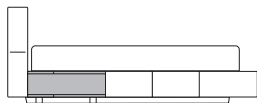
Rear (DLX)



Effective June 2024. Mattress sold separately. *Shelves: STD (included); or Charge (sold separately). SleepPlus Mattresses fit to size on all King Living Beds. Bed & Mattress sizes comparable in country or region as indicated: United Kingdom (UK). Mattress Area: dimensions provided for compatibility check. Storage Bed Mattress Compatibility: weight range and gas strut recommendation by country or region as indicated. Leather detail indicated. Upholstery options may include tricot. King Living has a policy of continuous improvement, changes to products and specifications may be made without prior notice. Images and drawings are representative of design only. Accessories not included.

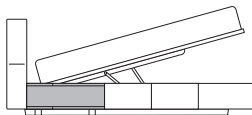
Jasper Bed

Accessing Storage | Bed-making



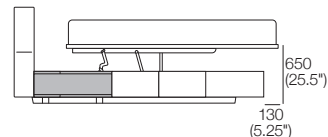
Storage

Bedbase encloses a generous storage compartment.



Storage Access

Engineered Steel Frame opens easily to access storage.



Bed-making

Engineered Steel Frame lifts further into the bed-making position and extends past the Bedbase.

Mattress Compatibility | Weight Limit | Gas Strut (N):

If you're using a mattress from another manufacturer/supplier with your King Living Storage Bed, please check mattress dimensions for compatibility and adhere to the following mattress weight capacities:

Mattress Recommended Gas Strut (N)		SleepPlus Mattress Recommended Gas Strut (N)				
Mattress Weight Range	Gas Strut (N)	SleepPlus Mattress Guide	3000	6000	8000	9008
80-89kg (176-196lb)	1800 N	SuperKing-UK	1000 N	1200 N	1400 N	1800 N
70-79kg (154-174lb)	1600 N	King-UK	800 N	1000 N	1400 N	1600 N
60-69kg (132-152lb)	1400 N	Double-UK	800 N	800 N	1000 N	1400 N
50-59kg (110-130lb)	1200 N					
40-49kg (88-108lb)	1000 N					
30-39kg (66-85lb)	800 N					
		Country or Region: United Kingdom (UK)				

Effective June 2024. Mattress sold separately. *Shelves: STD (included); or Charge (sold separately). SleepPlus Mattresses fit to size on all King Living Beds. Bed & Mattress sizes comparable in country or region as indicated: United Kingdom (UK). Mattress Area: dimensions provided for compatibility check. Storage Bed Mattress Compatibility: weight range and gas strut recommendation by country or region as indicated. Leather detail indicated. Upholstery options may include tricot. King Living has a policy of continuous improvement, changes to products and specifications may be made without prior notice. Images and drawings are representative of design only. Accessories not included.

